



FACT  
FILE

THE BIGGEST CHALLENGE WAS THAT THIS LUXURY LEVEL OF HOME WAS NEW TO THE CAHILL BUILDING GROUP. THEY HAD BEEN SUCCESSFUL IN THE TOWNHOUSE DEVELOPMENT MARKET BUT HAD NOT WORKED ON HIGH-END HOMES. KWD PUSHED THEM IN TERMS OF THE LEVEL OF DESIGN AND THE QUALITY OF MATERIALS AND TOOK THEM WELL OUT OF THEIR COMFORT ZONE. THE RESULT IS EXCEPTIONAL.





# Matter of trust

INTERIOR DESIGN TEAM HELPED  
PUSH BUILDER OUT OF COMFORT  
ZONE WITH STUNNING RESULTS.

STORY: Kristen Watts  
PHOTOGRAPHY: Armelle Habib

**IT'S NOT OFTEN** a client trusts their designer enough to hand over the reins and let them work their magic but such was the case when property owners Steve and Lucy Cahill approached the team at Kate Walker Design for help to create the home of their dreams.

"So many clients have constraints but Steve and Lucy gave us carte blanche to create a design that would best suit the house and achieve the standard they wanted to achieve," Kate Walker says.

"They took a leap of faith to engage us and we appreciated their mindset which is also ours: spend and invest now because it will definitely pay off. They spared no expense with finishes and they just trusted us. And in our profession, that's really important because it gets the best result."







"STEVE AND LUCY  
GAVE US  
CARTE BLANCHE  
TO CREATE  
A DESIGN THAT  
WOULD BEST  
SUIT THE HOUSE  
AND ACHIEVE  
THE STANDARD  
THEY WANTED."

The property was bought on a whim by owner-builder Steve, from the Cahill Building Group. He saw the home in passing one day and attended the auction at the last minute. Knowing it was a location that both he and wife Lucy loved, he placed a bid without either of them having been inside the house.

That was about three years ago when the couple was halfway through working on another property, so they rented this one out whilst they completed their other project, all the while formulating the ideal plan for their forever home.

"We knew this location deserved a beautiful home, so we demolished the existing house and started fresh," Steve says. "I had been following Kate Walker and KWD's work for some time and knew some of the builders they had worked with.



GET  
THE  
LOOK

LIGHTS:  
THE MONTAUK LIGHTING CO.

FLOORING:  
KWD & CO.


DOORS:  
FARMERS DOORS

TAPWARE:  
THE ENGLISH TAPWARE COM-  
PANY

ARCHITECTURAL FIXTURES:  
BRODWARE

GRANITE:  
GLADSTONE GRANITE

WINDOW TREATMENTS:  
LYNCH'S WINDOW FASHIONS







*“We wanted to emphasise the symmetry and the arches within the architectural design, and line up the kitchen detailing and rangehood with the lounge room detailing and the fireplace.”*



## THE DETAILS

**STYLIST:**  
GREENHOUSE INTERIORS

**BUILDER:**  
CAHILL BUILDING GROUP

**INTERIOR DESIGN:**  
KWD

“Whilst we know our craftsmanship is first class, Lucy and I both decided we really needed some guidance on taking our home to a whole new level in terms of the interior design.”

Accustomed to building townhouses, the Cahill Building Group was pushed into a new market segment of luxury homes and the team at KWD encouraged them to reach for the stars.

Kate says that from a structural and design point of view, tall ceiling heights posed a real challenge.

“We had to use a bulkhead to bring the level of the joinery down slightly,” she says. “For me this was a challenge because I love taking joinery to the ceiling but it just became too overwhelming. And with the beautiful pendant lights from The Montauk Lighting Co., we had to have bespoke poles made because the ceiling heights were so high.”

The kitchen, a jaw-droppingly beautiful space layered with texture and stunning features with a European farmhouse aesthetic, takes centre stage.

**Kate says the home was never designed to be on trend, rather it was designed with natural materials intended to age beautifully.**



DESIGN VISION Kate Walker.





## who

LIVES HERE?  
Lucy and Steve  
Cahill with their  
children,  
Hunter, Huxley  
and Fleur.



"We wanted to emphasise the symmetry and the arches within the architectural design, and line up the kitchen detailing and rangehood with the lounge room detailing and the fireplace," Kate says. "They are a mirror image of each other."

"At KWD, we design so many kitchens every year that we just know what works for each individual space and this kitchen really is a workhorse and perfect for a family of five."

Another part of the project's success is the attention to lighting.

"Often there isn't anything left in the budget for lighting but we explained to our clients how important beautiful lighting is, to add the jewellery to a space. It really does add that extra design element that is often forgotten but can really take a room to a whole new level," Kate says.





ARCHES FORM  
PART OF  
THE EUROPEAN  
FARMHOUSE  
AESTHETIC  
THAT RUNS  
THROUGHOUT  
THE WHOLE  
HOME.



### WATCH THIS SPACE

While this house could have been much bigger, KWD and the Cahill Building Group were clever with the space planning and kept it to a good family size to allow more money for all the inclusions that made the home exceptional. If you are sensible with your space planning and make every room multi-purpose and functional, it will cost less to construct so you will be able to set aside some budget for feature lighting or other special items.










The home's connectivity from the living area and kitchen to the outdoor zone works perfectly, personifying the great Australian dream of seamless indoor-outdoor living.







### AUSTRALIANA REFINED

The greens, greys and pops of pink and orange are reminiscent of native Australian flora, allowing the homeowners to feel they have escaped the busy city.



## We love ♥


THE MOODY TONES USED IN THIS BEDROOM, LITERALLY FROM HEAD TO TOE. THE COLOUR SCHEME CREATES THE ULTIMATE SPACE TO RELAX AND UNWIND.

Supplied by The Montauk Lighting Co., the home's lights are the perfect example of functional artwork.


Arches form part of the European farmhouse aesthetic that runs throughout the whole home.

Kate says the home was never designed to be on trend, rather it was designed with natural materials intended to age beautifully.

The home's connectivity from the living area and kitchen to the outdoor zone works perfectly, personifying the great Australian dream of seamless indoor-outdoor living.







## RICH TEXTURES

KWD & Co. used a range of its own materials, including the handmade carpet which is 27mm thick and is luxurious to walk on. "Texture was our colour," Kate says. This was also demonstrated with the weathered oak timber flooring, the Farmers Doors' joinery and the KWD & Co. aged limestone with tumbled edges.



*“Whilst we know our craftsmanship is first class, Lucy and I both decided we really needed some guidance on taking our home to a whole new level in terms of the interior design.”*











# special effects

AS YOU MAKE YOUR HOME INTO YOUR HAVEN, SURROUND YOURSELF WITH THE **LOOKS YOU LOVE.**

**NOW THAT WE'RE SPENDING** more time at home than ever before, whether that is new-found options for work-from-home or travel restrictions prompting more in-house downtime, it seems entirely valid to create interiors that shine.

Create your own beautiful space by taking inspiration from clever ideas spotted in homes that align with your own aesthetic. If you incorporate things that truly speak to your heart, rather than what you see in catalogues and campaigns, you'll future proof your design.

If in doubt, seek the help of a stylist but be prepared by gathering pictures that demonstrate the types of things you like. Here's our guide to help get the creative juices flowing.

## [tip:]

Don't be afraid of adding dark tones, especially when there's plenty of natural light around to compensate. Dark tones are dramatic, timeless and elegant.  
Picture: Watty!





## START FROM THE GROUND UP

When you walk into any room, a large amount of the feels you get comes from the floor. As you consider the colour and texture of a room, the tone is partly set by what's underfoot.

Flooring provides the perfect opportunity for expression. Whether you want to show your appreciation for craftsmanship, clever design and natural beauty with a timber parquetry floor or you want to throw a nod to industrial chic with a beautiful concrete floor that develops a patina over time, it pays to give careful consideration to the floor.



We love ♥

WE LOVE THIS GORGEOUS NEUTRAL  
DECORATIVE FLOORING BY ARTIS.  
IT ADDS FLAIR, VISUAL IMPACT AND  
IS A TIMELESS DESIGN.

Picture: Artis Flooring



## FACE THE WALL

# 1 TREND ALERT EXPOSED BRICKS

When you think about it, it seems strange to go to great lengths to cover up beautiful workmanship. Exposed brickwork is making a comeback and for good reason.



Picture: Brikmakers. Design: Darklight Design.  
Builder: Arklen. Photography: Peter Ellery.

**SURFACES** Invite texture, colour and individuality into the bathroom by incorporating a feature wall of exposed bricks.







**A feature brick wall displays  
Brikmakers bricks in all their glory  
in this Smart Homes For Living house.**

Picture: Brikmakers/Smart Homes For Living. Treasury Red Tumbled.



**Add interest to walls  
with feature finishes and  
bold statement colours.  
We love the moody  
hues and the gorgeous  
detailing on these living  
room walls.**

Pictures: HQ Paint & Deco and NOËL & MARQUET



FACE THE WALL

## 2 TREND ALERT

DETAILS, DETAILS



**Design elements such as chair rails used in creative ways can make a stunning visual impact.**



## SPLASH OUT ON PAINT

Moody, dark colours are big news right now and when they're done right, they can be impactful, elegant and comforting.

Wattyl says tinted blacks and saturated darks create a cocoon, shielding a home's inhabitants from outside pressures. Richer, darker tones feel luxurious and peaceful.

**Richer,  
darker  
tones feel  
luxurious  
and  
peaceful.**



Picture: The Montauk Lighting Co. Interiors: KWD.  
Photography: Armelle Habib. Stylist: Julia Green



Picture: Wattyl



Picture: The Montauk Lighting Co. Interiors: Harper Lane Design.  
Photography: Ryan Linnegar



## CUSTOM CABINETS

Nothing screams luxury more than custom cabinetry. Not only can it be used to conceal and store but it also makes your space function for your specific needs.

And if it's done right, it can double as decor, creating interest, showcasing beautiful materials and adding another dimension to walls and floors.

**Thoughtfully designed custom cabinetry can improve the shape and function of your interior spaces to suit specific needs.**



### STORE IT

Hide unsightly appliances behind gorgeous custom cabinetry made with incredible craftsmanship. In this beautiful modern kitchen, pictured right, there's a place for everything.



Picture: TM Kitchens. Photography: She Shells Photography



## FEATURE LIGHTING

Gone are the days when feature lights were simply a practical element of a new build or renovation.

Gorgeous lighting is now considered functional art and if you pay close attention to the homes that have undeniable magnetism, they all feature incredible lighting.

Allocating a lighting budget to your new build or renovation will ultimately help make your space feel bespoke and homely.



Picture: The Montauk Lighting Co. Interiors: Grey Peg Interiors. Photography: Gathering Light

### tip:

Make sure you consider all rooms, even the powder room. We love sconces as much as we love overhead statement pendants.



Picture: The Montauk Lighting Co.

### ARTWORK

Start an art collection and as it grows over time, you will be able to move pieces around to create different displays. Choose art that makes you feel good, there is no right or wrong. The aim is to create a collection that you will love for the long haul. Pictures: Greenhouse Interiors







## FOLLOW YOUR ART

One piece of feature art can transform a room, creating mood, vibrancy and a talking point for guests.

Art is also an investment, especially if you're good at picking talent among emerging artists.

And don't stop with the walls, pick gorgeous accessories and soft furnishings that reflect your own personal style.







Proudly supplying and installing

**NOËL & MARQUET**  
DESIGN ELEMENTS

**erismann**

**ERFURT**  
WÄNDE ZUM WOHLFÜHLEN







# HQ Paint & Deco supply and install **high quality** lightweight cornices, mouldings and wallpaper - **direct from Europe.**

---

HQ Paint & Deco are the local supplier of the award-winning **Noël & Marquet** design elements range.

These lightweight and durable ceiling cornices and mouldings are made from medium to high-density polystyrene or polyurethane foam and come in a wide range of profiles, with options available for all interior styles. A flexible profile option allows the creation of curves.

All products are available as supply-and-install or for DIY. Your project will include expert advice, personalised service and a high-quality finish delivered by a Master Craftsman offering more than 30 years experience.

HQ Paint & Deco also supply and install wallpaper imported from Germany, including the paintable **Erismann Vlies** wallpaper and Germany's famous woodchip wallpaper - **Erfurt Rauhfaser**.

Visit the new HQ Paint & Deco Home Base display to view a wide range of mouldings and wallpaper options, many of which are available for immediate delivery or pickup.



---

For more information:

[hqpd.com.au](http://hqpd.com.au)

0447 447 052

@hqpaintanddeco



**HQ**  
PAINT AND DECO